



Super Pro Pumps

Features

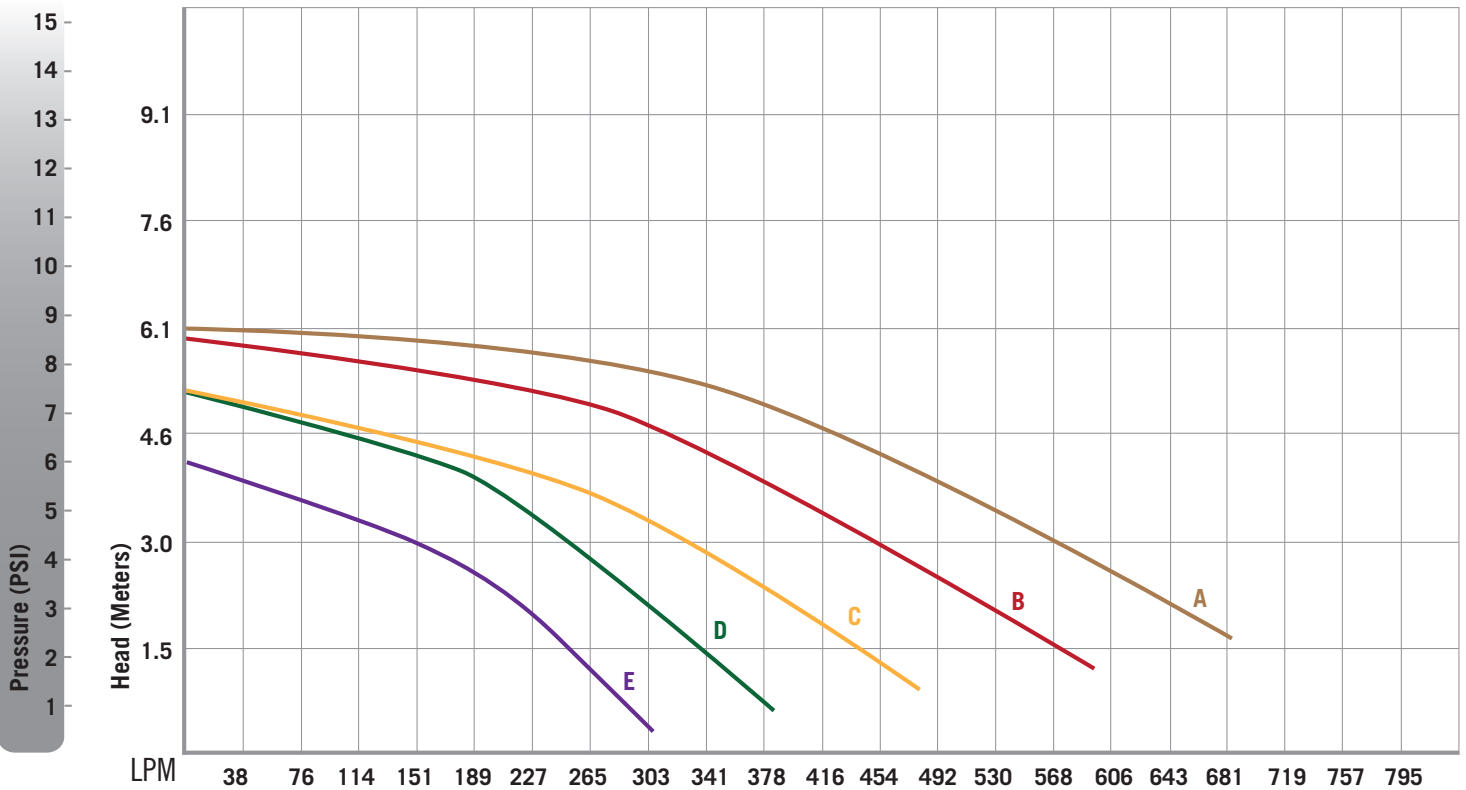
- Outstanding efficiency, quiet, low heat transfer
- 1/4 HP to 5 HP models, 151 LPM - 1211 LPM
- Self-priming with extra large strainer basket
- All electrical configurations available
- Industrial duty non-corrosive construction
- 3" x 3" union connection for 2", 2.5" and 3" PVC
- 316 SS marine duty hardware – for use in seawater applications
- Teflon coated Silicone Carbide faced seals –harder and more scratch resistant than ceramic seals
- Quality motors made in the USA with a 1 year warranty



PUMPS

Super-Pro Low Head Curves

1/4 HP – 3/4 HP 1425RPM 50HZ



Ambient Clear Water SP GR 1.0

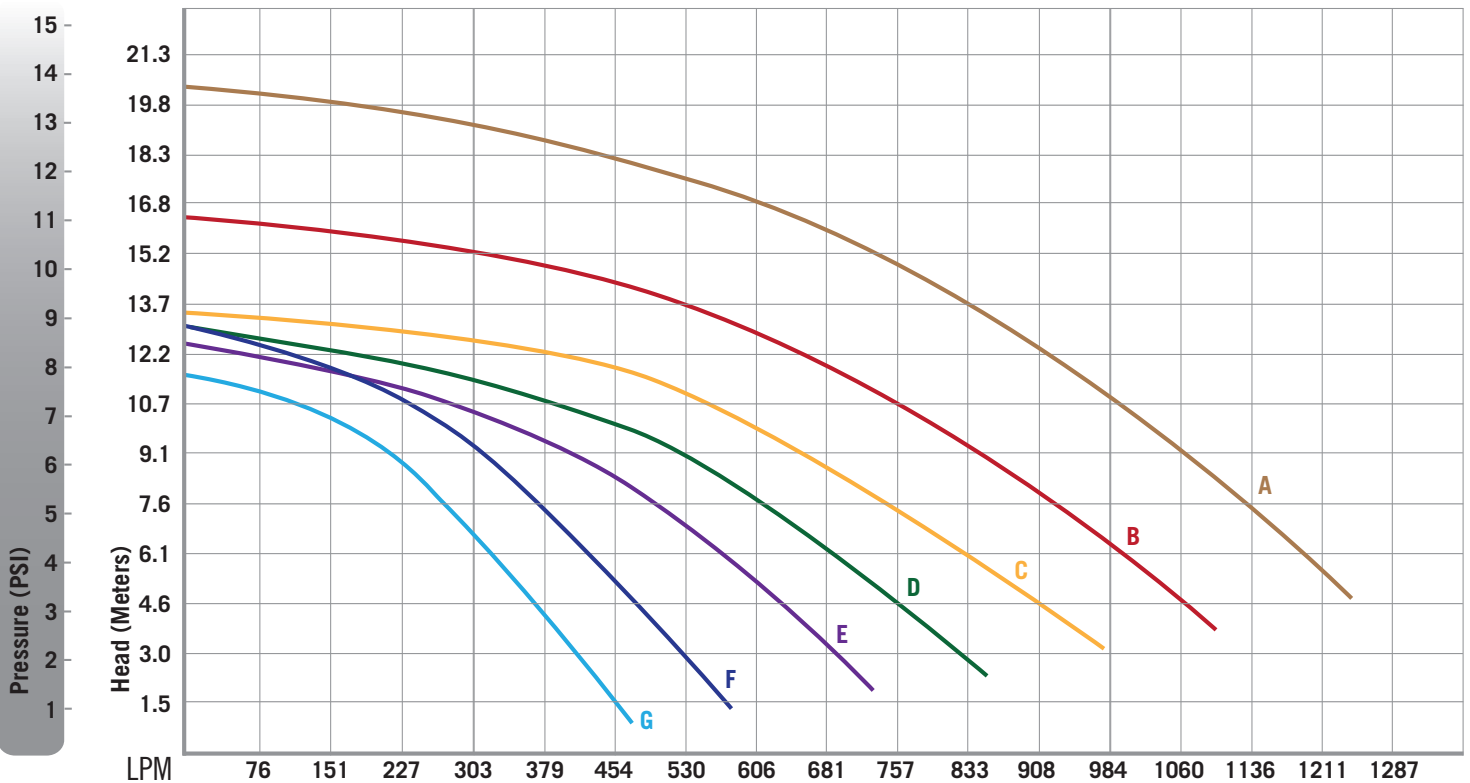
Curve	Model	Amps
A	43076.114 LH	3/4 HP
B	43056.114 LH	1/2 HP
C	43036.114 LH	1/3 HP
D	43026.114 LH	1/4 HP
E	43016.114 LH	1/8 HP



PUMPS

Super-Pro Medium Head Curves

1/2 HP – 5 HP 2900 RPM 50H



Ambient Clear Water SP GR 1.0

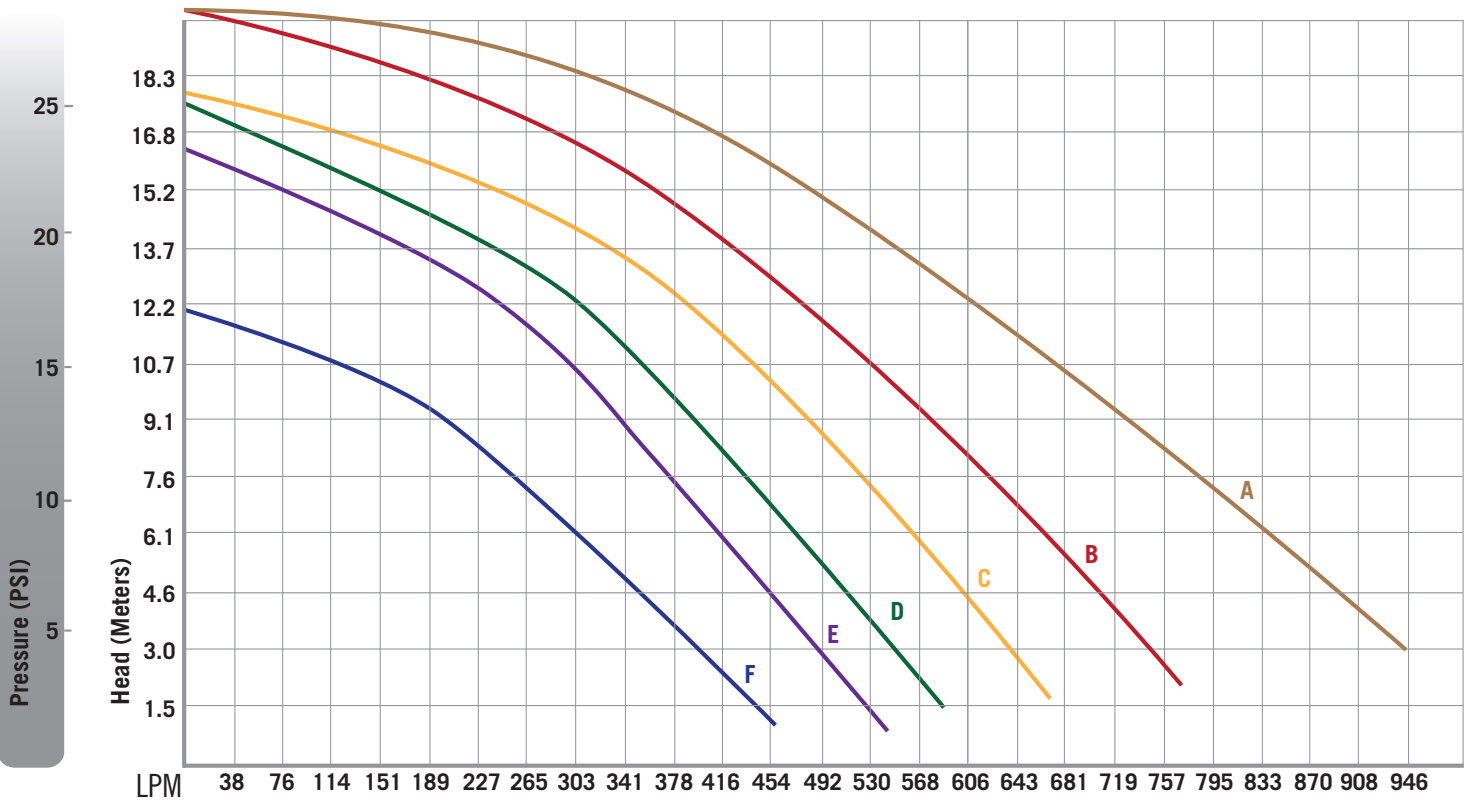
Curve	Model	Amps
A	43506.121 MH	5 HP
B	43306.121 MH	3 HP
C	43206.121 MH	2 HP
D	43156.121 MH	1.5 HP
E	43106.121 MH	1 HP
F	43076.121 MH	3/4 HP
G	43056.121 MH	1/2 HP



PUMPS

Super-Pro High Head Curves

1/2 HP – 3 HP 2850 RPM 50HZ



Ambient Clear Water SP GR 1.0

Curve	Model	Amps
A	43076.121 HH	3 HP
B	43056.121 HH	2 HP
C	43036.121 HH	1.5 HP
D	43026.121 HH	1 HP
E	43076.121 HH	3/4 HP
F	43056.121 HH	1/2 HP

